



Woodlands

Class of 2026



Transition Pack

Name:

Dear Student,

We are delighted that you will be joining us in September. Your success and happiness is really important to us and we want you to thrive both academically and socially.

We have put together this booklet to help you make the right start at Woodlands. We want you to join in all the activities and to complete as much of this booklet as you are able to over the Summer.

We would also like you to bring it into school in September as there may be some questions that you want to ask when you arrive in school and meet your tutor and fellow students on the first couple of days in school.

There will be reward points for all students who remember to bring their completed activities to our Transition Days in September.

We hope that you enjoy completing the activities and we are very much looking forward to seeing you in September.

Mr Crowe and the Year 7 Tutor Team.



Activity 1:

How will you be remembered by pupils and staff at your primary school?

Some of you will have been at the same school for 7 years and may even have been in the same class as other pupils for nearly that long. Over that time, they will have got to know you really well.

We sometimes talk about legacy - how we will be remembered when we move on. What kind of legacy will you have at your primary school?

How will other pupils remember you?

How will your teachers remember you?

Which activities did you really enjoy at your primary school?

What will you miss about your primary school?

What is the best memory from your time at primary school?

If you could bring one item from primary school with you to Woodlands what would it be? Why would you choose it?

If you could change one thing about your primary school experience, what would it be?

Activity 2:

A letter to
your tutor.

Over the course of the last eighteen months or so things have been very strange, and we haven't been able to do everything we wanted to.

Consequently, it has not been possible for most of you to meet your tutors in person. So, we thought it might be nice to get to know you a bit more. We would like you to write a short letter to your tutor telling them a little bit more about yourselves.

To help you get started, I have written something about myself to give you an idea about what I like doing.

My name is Mr Crowe and I am Head of Year 7 at Woodlands. Most of you have met me before. I have been a member of staff at Woodlands for about ten years and I am also a History teacher. I may even have taught some of your brothers and sisters.

I like lots of different sports, in particular cricket and football and I am an avid fan of Southend United. I also enjoy mountain biking where I live and have just started to run. In the last year I completed the Couch to 5K running programme and am now able to run 5k in under 30 minutes.



Mrs Cunliffe will be working with me to make sure that you have all the help and support that you need to settle into Woodlands, quickly and easily.


Here is Mrs Cunliffe's letter, so you can find out a bit more about her too!


My name is Mrs Cunliffe and I will be the Year 7 Assistant Year Leader. Like you, I will be moving schools and new to Woodlands in September.

I studied Sports Science at University and enjoy lots of different sports. My favourite thing to do is to be out on the water on my paddle board!

I also enjoy reading, baking and spending time with my family. I am really looking forward to meeting all of you and helping you to settle into life at Woodlands.







Activity 3:

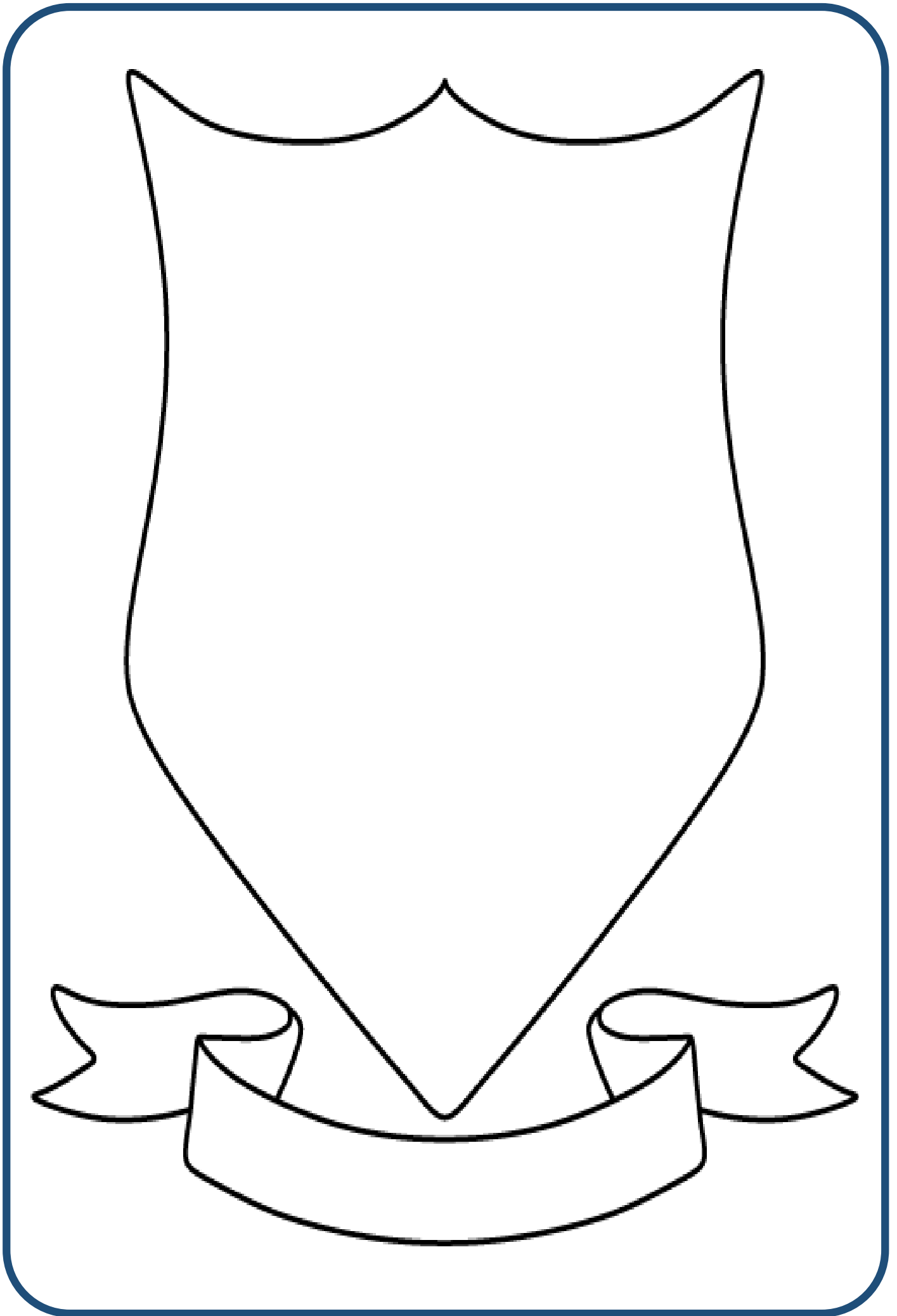
Designing your own personal badge or crest.

Traditionally, families have a crest or coat of arms to represent themselves and their values. You will recognise some of the crests below that represent sports teams, schools and other organisations. They are designed to tell everyone what the team or organisation stands for or believes in.



See if you can create a badge that represents the type of person that you are and your hobbies and interests. Make it colourful and meaningful so that it stands out.

Include something to represent your strengths, interests, ambitions, things you need to work on and even a personal motto to help you achieve in the future.





Activity 4:

Getting to know
my Tutor and my
Head of Year.

You will now know the name of your tutor for next year. Your tutor is someone that you will meet each morning and will ensure that you are ready for the day ahead.

They are also somebody who you can speak to if you have any concerns about your well-being and academic progress. They are there to support you along the way.

Watch the special videos that the tutors and Mr Crowe have made for you. They are available on our school website. Complete the boxes below with all the information you find out.

My tutor's name is:

The information I found out is:

My Head of Year's name is: *Mr Crowe*

The information I found out is:

Activity 5:

Understanding
your school
timetable.

One of the biggest changes about secondary school is moving classrooms and having different teachers for your subjects.

We have a timetable that shows you which subject, teacher and room number you have for each lesson.

We have two weeks - Week A and Week B, and your timetable will be different for each week.

Have a look at the example timetable on the next page to complete the activities below:

What are the initials of the teacher of these subjects:

English		Dance		Computing	
Science		Geography		PE	

Which room would you have these subjects in:

Spanish		History		DT	
PSHE		Maths		Art	

Which lesson would you have at these times?

Lesson/Period	Subject
Week A Monday Period 3	
Week A Tuesday Period 1	
Week A Thursday Period 4	
Week A Friday Period 2	
Week A Friday Period 5	
Week B Monday Period 5	
Week B Tuesday Period 2	
Week B Wednesday Period 3	
Week B Thursday Period 1	
Week B Friday Period 3	

	Mon A	Tues A	Wed A	Thurs A	Fri A	Mon B	Tues B	Wed B	Thurs B	Fri B
R	Tutor 111 SLC	Tutor 111 SLC	Tutor 111 SLC	Tutor 111 SLC	Tutor 111 SLC	Tutor 111 SLC	Tutor 111 SLC	Tutor 111 SLC	Tutor 111 SLC	Tutor 111 SLC
1	Maths 312 PB	Literacy Lib HG	Physical Ed SpH EW	Maths 312 PB	Maths 312 PB	Geography 206 SCR	Maths 312 PB	Spanish 203 KS	Geography 206 SCR	Art SG 108
2	English 221 HG	History 207GH	Drama 212 LW	Science 300 AS	Religious Ed 220 SC	Maths 312 PB	Science 300 AS	Dance Studio HR	English 221 HG	Spanish 203 KS
	Break	Break	Break	Break	Break	Break	Break	Break	Break	Break
3	Computing 110 KW	English 221 HG	Spanish 203 KS	English 221 HG	Science 300 AS	Science 300 AS	Design Tech 102 DL	Geography 206 SCR	Design Tech 102 DL	History 207 GH
	Lunch	Lunch	Lunch	Lunch	Lunch	Lunch	Lunch	Lunch	Lunch	Lunch
4	Geography 206 SCR	Music 107 MP	English 221 HG	Spanish 203 KS	PSHE 205 JAL	English 221 HG	English 221 HG	Maths 312 PB	Drama 212 LW	Science 300 AS
5	History 207GH	Science 300 AS	Design Tech 102 DL	Computing 110 KW	Music 107 MP	Art SG 108	Dance Studio HR	History 207 GH	Maths 312 PB	Physical Ed SpH EW

Activity 6:

Learning to tie
your school tie.

One of the things that is different about secondary school is the school uniform. While you will be familiar with most pieces of school uniform, one piece of clothing that you may not have worn before is a tie.

At Woodlands, you will have a tie with stripes in the colour that represents your House.



Red Stripes	Rowling
Yellow Stripes	Attenborough
Blue Stripes	Farah
Green Stripes	Nightingale

You will need to be able to tie your tie neatly every day, including when you change after PE or Dance lessons. Watch the video below to practise - you will soon be an expert!

<https://www.youtube.com/watch?v=9BMhFmNzw-o>

Draw or write a step by step guide to tying a tie to help next year's Y6 students!

Activity 7:
**Summer
Reading
Challenge**

The summer will be a great time to settle down with a good book. Reading is important to help your learning but it is also great fun.

When you join us in September you will read every day for 20 minutes during DEAR (Drop Everything and Read). There will also be lots of opportunities to take part in reading challenges, quizzes and competitions, or even become a school librarian.

See how many of the challenges in the next few pages of your booklet that you can complete - there will be certificates for everyone who takes part!

Book Review Challenge

Write a book review on a book you read over the summer.

Here are some book suggestions, taken from the favourite books of our current Year 7s. You can read any of these or, of course, choose something different!

***Harry Potter and the Philosopher's Stone* by J K Rowling**

***Awful Auntie* by David Walliams**

***Point Blanc* by Anthony Horowitz**






***Murder Most Unladylike* by Robin Stevens**

***Cirque de Freak* by Darren Shan**




***Baby Aliens got my Teacher* by Pamela Butchart**

***Marcus Rashford* by Harry Coninx**


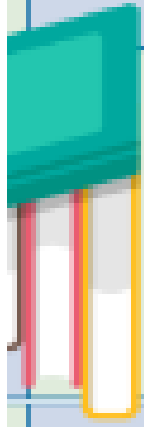
***From the Playground to the Pitch (series)* by Matt Oldfield**



Summer Reading Challenge Board - Take part in as many of the suggestions on the sheet as possible!

<p>Read a book about animals</p> <input type="checkbox"/>	<p>Read a fiction book</p> <input type="checkbox"/>	<p>Read a non-fiction book</p> <input type="checkbox"/>	<p>Read a fantasy book</p> <input type="checkbox"/>	<p>Read a book about a new place</p> <input type="checkbox"/> 
<p>Read a biography</p> <input type="checkbox"/> 	<p>Watch an online video of a celebrity reading a book</p> <input type="checkbox"/>	<p>Read a book you haven't read before</p> <input type="checkbox"/>	<p>Read a book or article about something that happened in history</p> <input type="checkbox"/>	<p>Write a prediction about what you think will happen next in your book</p> <input type="checkbox"/>
<p>Read a fairytale</p> <input type="checkbox"/>	<p>Draw a picture of an important scene from a book</p> <input type="checkbox"/>	<p>Have a snack while you read</p> <input type="checkbox"/> 	<p>Make a cosy spot in your home to read</p> <input type="checkbox"/>	<p>Read a book about sports</p> <input type="checkbox"/>

<p>Have a family member read to you</p> <input type="checkbox"/>	<p>Read a non-fiction article in Accelerated Reader</p> <input type="checkbox"/>	<p>Listen to an audio book</p> <input type="checkbox"/>	<p>Read a book that's won an award</p> <input type="checkbox"/>	<p>Read a book recommended by a friend or family member</p> <input type="checkbox"/>
<p>Make a list to read in</p> <input type="checkbox"/>	<p>Read about a job you'd like to do</p> <input type="checkbox"/>	<p>Read outside today</p> <input type="checkbox"/>	<p>Read a "how-to" book</p> <input type="checkbox"/>	<p>Read to a pet or stuffed animal</p> <input type="checkbox"/>



RENAISSANCE
Accelerated Reader

©Copyright 2021 Renaissance Learning, Inc. All rights reserved.

Tick off as many challenges as you can!

Activity 8:
21 Things
for 2021

The whole school is working on a challenge called “21 Things for 2021”. We would love you to join in too over the summer.

Have a look at the 21 challenges on the separate booklet, take part with your family, and send in your photos to our social media accounts.

We can't wait to see what you get up to!

Woodlands

21 Things

To Do in 2021



 Woodlands



